

**Are you ready to**  
**➔EARN?**

Mission 5

**Add and Subtract  
Big Numbers**

Name: \_\_\_\_\_

© 2019 Zearn

Portions of this work, Zearn Math, are derivative of Eureka Math and licensed by Great Minds. © 2019 Great Minds. All rights reserved. Eureka Math was created by Great Minds in partnership with the New York State Education Department and also released as EngageNY.

Zearn® is a registered trademark.

Printed in the U.S.A.

This book may be purchased from the publisher at **[zearn.org](https://www.zearn.org)**.

Fourth Edition

Name: \_\_\_\_\_

### Weekly Goal Tracker

Week of:	My goal is to earn badges for lessons: _____	Teacher Signature:
Week of:	My goal is to earn badges for lessons: _____	Teacher Signature:
Week of:	My goal is to earn badges for lessons: _____	Teacher Signature:
Week of:	My goal is to earn badges for lessons: _____	Teacher Signature:
Week of:	My goal is to earn badges for lessons: _____	Teacher Signature:
Week of:	My goal is to earn badges for lessons: _____	Teacher Signature:
Week of:	My goal is to earn badges for lessons: _____	Teacher Signature:

Name: \_\_\_\_\_

### Weekly Goal Tracker

Week of:	My goal is to earn badges for lessons: _____	Teacher Signature:
Week of:	My goal is to earn badges for lessons: _____	Teacher Signature:
Week of:	My goal is to earn badges for lessons: _____	Teacher Signature:
Week of:	My goal is to earn badges for lessons: _____	Teacher Signature:
Week of:	My goal is to earn badges for lessons: _____	Teacher Signature:
Week of:	My goal is to earn badges for lessons: _____	Teacher Signature:
Week of:	My goal is to earn badges for lessons: _____	Teacher Signature:

Name: \_\_\_\_\_

## Mission 5: Workbook Checklist

<b>1. More or Less</b>	Date: _____	Teacher Signature: _____
Math Chat:	<input type="radio"/> Notes	<input type="radio"/> Exit Ticket
<b>2. More Hundreds, Fewer Hundreds</b>	Date: _____	Teacher Signature: _____
Learning Lab:		<input type="radio"/> Exit Ticket
<b>3. Way? Arrow Way!</b>	Date: _____	Teacher Signature: _____
Math Chat:	<input type="radio"/> Notes	<input type="radio"/> Exit Ticket
<b>4. Break It Down</b>	Date: _____	Teacher Signature: _____
Math Chat:	<input type="radio"/> Notes	<input type="radio"/> Exit Ticket
<b>5. Easier Adding</b>	Date: _____	Teacher Signature: _____
Math Chat:	<input type="radio"/> Notes	<input type="radio"/> Exit Ticket
<b>6. Easier Subtracting</b>	Date: _____	Teacher Signature: _____
Math Chat:	<input type="radio"/> Notes	<input type="radio"/> Exit Ticket
<b>7. Thousand Strategies</b>	Date: _____	Teacher Signature: _____
Z-Squad:	<input type="radio"/> Notes	<input type="radio"/> Exit Ticket
<b>8. Add Away</b>	Date: _____	Teacher Signature: _____
Math Chat:	<input type="radio"/> Notes	<input type="radio"/> Exit Ticket
<b>9. Double Bundle</b>	Date: _____	Teacher Signature: _____
Math Chat:	<input type="radio"/> Notes	<input type="radio"/> Exit Ticket
<b>10. Compose and Match</b>	Date: _____	Teacher Signature: _____
Learning Lab:		<input type="radio"/> Exit Ticket

<b>11. Math Magic</b>	Date:_____	Teacher Signature:_____
Math Chat:	<input type="radio"/> Notes	<input type="radio"/> Exit Ticket
<b>12. Sum Sharing</b>	Date:_____	Teacher Signature:_____
Z-Squad:	<input type="radio"/> Notes	<input type="radio"/> Exit Ticket
<b>13. Prove It</b>	Date:_____	Teacher Signature:_____
Math Chat:	<input type="radio"/> Notes	<input type="radio"/> Exit Ticket
<b>14. Subtract and Prove</b>	Date:_____	Teacher Signature:_____
Math Chat:	<input type="radio"/> Notes	<input type="radio"/> Exit Ticket
<b>15. Showing Subtraction</b>	Date:_____	Teacher Signature:_____
Learning Lab:		<input type="radio"/> Exit Ticket
<b>16. Smart Strategies</b>	Date:_____	Teacher Signature:_____
Math Chat:	<input type="radio"/> Notes	<input type="radio"/> Exit Ticket
<b>17. Take Away, from Hundreds!</b>	Date:_____	Teacher Signature:_____
Learning Lab:		<input type="radio"/> Exit Ticket
<b>18. Multiple Zeros</b>	Date:_____	Teacher Signature:_____
Z-Squad:	<input type="radio"/> Notes	<input type="radio"/> Exit Ticket
<b>19. Sum Different Strategies</b>	Date:_____	Teacher Signature:_____
Math Chat:	<input type="radio"/> Notes	<input type="radio"/> Exit Ticket
<b>20. Strategy Selection</b>	Date:_____	Teacher Signature:_____
Learning Lab:	<input type="radio"/> Notes	<input type="radio"/> Exit Ticket

**Lesson 1**  
G:2 M:5

**More or Less**

**ZEARN STUDENT NOTES**

Name: \_\_\_\_\_ Date: \_\_\_\_\_

Complete: ☐

Class: \_\_\_\_\_

1

Super J rescued 27 dogs in June. In July, she rescued 11.  
In August, she rescued 40.



How many dogs did Super J rescue in those 3 months?



YOUR DRAWING

YOUR NUMBER SENTENCE



YOUR WORD SENTENCE

Super J rescued \_\_\_\_\_  
dogs in all.



EXTRA WORKSPACE





**Lesson 1**  
G:2 M:5

**EXIT TICKET**

Name: \_\_\_\_\_ Date: \_\_\_\_\_

Complete: ☐

Class: \_\_\_\_\_

1. Solve using the arrow way.

a.  $440 + 220 =$  \_\_\_\_\_

b.  $670 +$  \_\_\_\_\_  $= 890$

c. \_\_\_\_\_  $+ 765 = 945$





## Lesson 2

G:2 M:5

## EXIT TICKET

Name: \_\_\_\_\_ Date: \_\_\_\_\_

Complete: ☐

Class: \_\_\_\_\_

Solve using place value strategies. Use the arrow way or mental math, and record your answers. You may use scrap paper if you like.

1.

$$760 - 500 = \underline{\quad\quad}$$

$$880 - 600 = \underline{\quad\quad}$$

$$990 - \underline{\quad\quad} = 590$$

2

$$534 - 334 = \underline{\quad\quad}$$

$$\underline{\quad\quad} - 500 = 356$$

$$736 - \underline{\quad\quad} = 136$$





**Lesson 3**  
G:2 M:5

**Way? Arrow Way!**

**ZEARN STUDENT NOTES**

Name: \_\_\_\_\_ Date: \_\_\_\_\_

Complete: ☐

Class: \_\_\_\_\_

**1**

Ms. Joseph and her friends ate 27 blueberries at a picnic.  
They had 48 left over.



How many blueberries did they start with?



YOUR DRAWING

YOUR NUMBER SENTENCE



YOUR WORD SENTENCE

They started with  
\_\_\_\_\_ blueberries.



2

Complete the arrow way.

ARROW WAY

$$280 \xrightarrow{+ 200} 480 \xrightarrow{+ 20} 500 \xrightarrow{+ 10} \underline{\hspace{2cm}}$$

3

Solve.

SHOW YOUR WORK

$$470 + 200$$

$$470 + 210$$

EXTRA WORKSPACE



**Lesson 3**  
G:2 M:5

**EXIT TICKET**

Name: \_\_\_\_\_ Date: \_\_\_\_\_

Complete: ☐

Class: \_\_\_\_\_

1. Solve each set of problems using the arrow way.

a.  $440 + 300$

$$360 + 440$$

$$440 + 380$$

b.  $670 + 230$

$$680 + 240$$

$$250 + 660$$







**Lesson 4**  
G:2 M:5

**Break It Down**

**ZEARN STUDENT NOTES**

Name: \_\_\_\_\_ Date: \_\_\_\_\_

Complete: ☐

Class: \_\_\_\_\_

- 1** Ms. Joseph needs 65 sticks to make a magic box. She only has 48.



How many more sticks does she need?



YOUR DRAWING

YOUR NUMBER SENTENCE



YOUR WORD SENTENCE

Ms. Joseph needs \_\_\_\_\_  
more sticks.



2

Complete the arrow way in your notes.

### ARROW WAY

$$780 - 390$$

$$\begin{array}{r} - 300 \\ 780 \longrightarrow \end{array} \quad \begin{array}{r} - 80 \\ \longrightarrow \end{array} \quad \begin{array}{r} - \underline{\quad} \\ \longrightarrow \end{array}$$

3

Solve  $440 - 260$ . Use the subtraction you just did to help.

### SHOW YOUR WORK

$$440 - 260 = \underline{\quad}$$

### EXTRA WORKSPACE



**Lesson 4**  
G:2 M:5

**EXIT TICKET**

Name: \_\_\_\_\_ Date: \_\_\_\_\_

Complete: ☐ Class: \_\_\_\_\_

1. Solve using a simplifying strategy. Show your work if needed.

$$830 - 530 = \underline{\hspace{2cm}}$$

$$830 - 750 = \underline{\hspace{2cm}}$$

$$830 - 780 = \underline{\hspace{2cm}}$$

2. Solve.

a.  $67 \text{ tens} - 30 \text{ tens} = \underline{\hspace{2cm}} \text{ tens.}$  The value is           .

b.  $67 \text{ tens} - 37 \text{ tens} = \underline{\hspace{2cm}} \text{ tens.}$  The value is           .

c.  $67 \text{ tens} - 39 \text{ tens} = \underline{\hspace{2cm}} \text{ tens.}$  The value is           .





**Lesson 5**  
G:2 M:5

**Easier Adding**

**ZEARN STUDENT NOTES**

Name: \_\_\_\_\_ Date: \_\_\_\_\_

Complete: ☐

Class: \_\_\_\_\_

- 1** Solve by using a number bond to make a hundred.

$$340 + 280 = \underline{\hspace{2cm}}$$



\_\_\_\_\_

$$\underline{\hspace{2cm}} + \underline{\hspace{2cm}} = \underline{\hspace{2cm}}$$



EXTRA WORKSPACE



## Lesson 5

G:2 M:5

## EXIT TICKET

Name: \_\_\_\_\_ Date: \_\_\_\_\_

Complete: ☐

Class: \_\_\_\_\_

1. Add by drawing a number bond to make a hundred. Write the simplified number sentence and solve.

a.  $390 + 210 =$  \_\_\_\_\_



\_\_\_\_\_

\_\_\_\_\_ + \_\_\_\_\_ = \_\_\_\_\_

b.  $798 + 57 =$  \_\_\_\_\_



\_\_\_\_\_

\_\_\_\_\_ + \_\_\_\_\_ = \_\_\_\_\_

2. Solve.

53 tens + 38 tens = \_\_\_\_\_







**Lesson 6**  
G:2 M:5

**Easier Subtracting**

**ZEARN STUDENT NOTES**

Name: \_\_\_\_\_ Date: \_\_\_\_\_

Complete: ☐

Class: \_\_\_\_\_

1

Maya made 60 cupcakes for the school bake sale. She sold 28 cupcakes on the first day.



How many cupcakes did she have left?



YOUR DRAWING

YOUR NUMBER SENTENCE



YOUR WORD SENTENCE

Maya had \_\_\_\_\_  
cupcakes left.



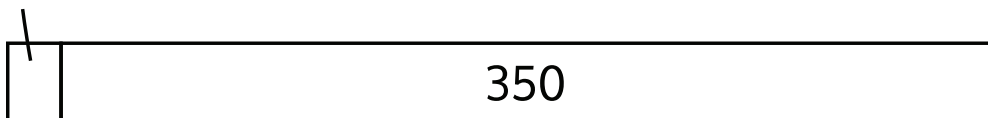
2

What should we add to make this problem easier?

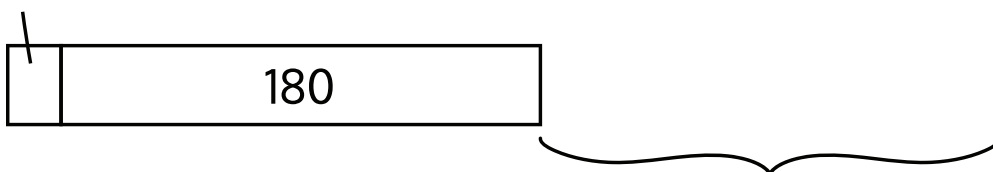
Write a new number sentence and solve.

SHOW YOUR WORK

+ \_\_\_\_\_



+ \_\_\_\_\_



$$350 - 180 = \underline{\hspace{2cm}} = \underline{\hspace{2cm}}$$

EXTRA WORKSPACE



**Lesson 6**  
G:2 M:5

**EXIT TICKET**

Name: \_\_\_\_\_ Date: \_\_\_\_\_

Complete: ☐

Class: \_\_\_\_\_

1. Draw and label a tape diagram to show how to simplify the problem. Write the new equation, and then subtract.

a.  $363 - 198 =$  \_\_\_\_\_  $=$  \_\_\_\_\_

b.  $671 - 399 =$  \_\_\_\_\_  $=$  \_\_\_\_\_

c.  $862 - 490 =$  \_\_\_\_\_  $=$  \_\_\_\_\_





**Lesson 7**  
G:2 M:5

**Thousand Strategies**

**ZEARN STUDENT NOTES**

Name: \_\_\_\_\_ Date: \_\_\_\_\_

Complete: ☐

Class: \_\_\_\_\_

**1**  $697 + 223$

SHOW YOUR WORK

$697 + 223 = \underline{\hspace{2cm}}$



2

722 - 490

SHOW YOUR WORK

$$722 - 490 = \underline{\hspace{2cm}}$$

EXTRA WORKSPACE



**Lesson 7**  
G:2 M:5

**EXIT TICKET**

Name: \_\_\_\_\_ Date: \_\_\_\_\_

Complete: ☐

Class: \_\_\_\_\_

1. Circle one of the strategies below, and use the circled strategy to solve  $490 + 463$ .

a. Arrow way / Number bond

b. Solve:

- c. Explain why you chose that strategy.







**Lesson 8**  
G:2 M:5

**Add Away**

**ZEARN STUDENT NOTES**

Name: \_\_\_\_\_ Date: \_\_\_\_\_

Complete: ☐

Class: \_\_\_\_\_

1

$$200 + 300 = \underline{\hspace{2cm}}$$

$$440 + 200 = \underline{\hspace{2cm}}$$

2

hundreds	tens	ones

$$\begin{array}{r} 211 \\ + 95 \\ \hline \end{array}$$



3

What is  $211 + 95$ ? Add the hundreds, tens, and ones.

SHOW YOUR WORK

$$\begin{array}{c} 211 + 95 \\ \swarrow \downarrow \searrow \swarrow \searrow \\ 200 + 10 + 1 + 90 + 5 \end{array}$$

4

hundreds	tens	ones	
			$\begin{array}{r} 324 \\ + 157 \\ \hline \end{array}$

EXTRA WORKSPACE



## Lesson 8

G:2 M:5

## EXIT TICKET

Name: \_\_\_\_\_ Date: \_\_\_\_\_

Complete: ☐

Class: \_\_\_\_\_

1. Solve the following problems using your place value chart, place value disks, and vertical form. Bundle a ten or hundred, when necessary.

a.  $378 + 113$

b.  $178 + 141$





<b>Lesson 9</b> G:2 M:5	<b>Double Bundle</b>
	<b>ZEARN STUDENT NOTES</b>

Name: \_\_\_\_\_ Date: \_\_\_\_\_

Complete: ☐

Class: \_\_\_\_\_

**1**

Solve  $427 + 385$  again using a different strategy to check your work.

SHOW YOUR WORK

**2**

Does  $672 + 249 = 921$ ?

Use any strategy to check your work.

SHOW YOUR WORK



3

Solve  $338 + 273$ 

hundreds	tens	ones

$$\begin{array}{r} 338 \\ + 273 \\ \hline \end{array}$$

EXTRA WORKSPACE



**Lesson 9**  
G:2 M:5

**EXIT TICKET**

Name: \_\_\_\_\_ Date: \_\_\_\_\_

Complete: ☐

Class: \_\_\_\_\_

1. Solve the following problems using your place value chart, place value disks, and vertical form. Bundle a ten or hundred, when necessary.

a.  $375 + 197$

b.  $184 + 338$







**Lesson 10**  
G:2 M:5

**EXIT TICKET**

Name: \_\_\_\_\_ Date: \_\_\_\_\_

Complete: ☐

Class: \_\_\_\_\_

1. Solve using vertical form, and draw disks on a place value chart. Bundle as needed.

a.  $436 + 509 =$  \_\_\_\_\_

b.  $584 + 361 =$  \_\_\_\_\_





**Lesson 11**  
G:2 M:5

**Math Magic**

**ZEARN STUDENT NOTES**

Name: \_\_\_\_\_ Date: \_\_\_\_\_

Complete: ☐

Class: \_\_\_\_\_

**1**

Does  $342 + 169 = 511$ ?

Use any strategy to check your work.

SHOW YOUR WORK

**2**

hundreds	tens	ones

$$\begin{array}{r} 545 \\ + 278 \\ \hline \end{array}$$



3

Ms. Joseph used 784 magic cards in her first trick and 179 magic cards in her second trick.



How many magic cards did Ms. Joseph use altogether?



### YOUR DRAWING

hundreds	tens	ones

### YOUR NUMBER SENTENCE



$$\begin{array}{r} 784 \\ + 179 \\ \hline \end{array}$$

### YOUR WORD SENTENCE

Ms. Joseph used \_\_\_\_\_  
magic cards altogether.

### EXTRA WORKSPACE



**Lesson 11**  
G:2 M:5

**EXIT TICKET**

Name: \_\_\_\_\_ Date: \_\_\_\_\_

Complete: ☐

Class: \_\_\_\_\_

1. Solve using vertical form, and draw disks on a place value chart. Bundle as needed.

a.  $267 + 356 =$  \_\_\_\_\_

b.  $623 + 279 =$  \_\_\_\_\_





<b>Lesson 12</b> G:2 M:5	<b>Sum Sharing</b>
	<b>ZEARN STUDENT NOTES</b>

Name: \_\_\_\_\_ Date: \_\_\_\_\_

Complete: ☐

Class: \_\_\_\_\_

**1** 374 + 210

ARROW WAY

$$374 + 210 = \underline{\hspace{2cm}}$$

ALGORITHM

$$374 + 210 = \underline{\hspace{2cm}}$$



2

A park has 298 pine trees and 142 oak trees.

How many trees does the park have?



YOUR DRAWING

YOUR NUMBER SENTENCE



YOUR WORD SENTENCE

The park has \_\_\_\_\_ trees.

EXTRA WORKSPACE





**Lesson 12**  
G:2 M:5

**EXIT TICKET**

Name: \_\_\_\_\_ Date: \_\_\_\_\_

Complete: ☐

Class: \_\_\_\_\_

1. Choose the best strategy and solve. Explain why you chose that strategy.

a.  $467 + 298$

EXPLANATION

---


---

---

---

---





b.  $300 + 524$

EXPLANATION

---

---

---

---

---



**Lesson 13**  
G:2 M:5

**Prove It**

**ZEARN STUDENT NOTES**

Name: \_\_\_\_\_ Date: \_\_\_\_\_

Complete: ☐

Class: \_\_\_\_\_

**1**

Add the parts together to see if you get the correct total.  
Use any addition strategy.

SHOW YOUR WORK

$$121 + 123 = \underline{\hspace{2cm}}$$

**2**

hundreds	tens	ones	
			244
			– 125
			<hr/>





Add  $125 + 119$  to check your work.

Use any addition strategy.

SHOW YOUR WORK

$$125 + 119 = \underline{\hspace{2cm}}$$

EXTRA WORKSPACE



**Lesson 13**  
G:2 M:5

**EXIT TICKET**

Name: \_\_\_\_\_ Date: \_\_\_\_\_

Complete: ☐

Class: \_\_\_\_\_

Solve using mental math or vertical form with place value disks.  
Check your work using addition.

1.  $378 - 117 =$  \_\_\_\_\_

2.  $378 - 119 =$  \_\_\_\_\_

3.  $853 - 433 =$  \_\_\_\_\_

4.  $853 - 548 =$  \_\_\_\_\_





<b>Lesson 14</b> G:2 M:5	<b>Subtract and Prove</b>
	<b>ZEARN STUDENT NOTES</b>

Name: \_\_\_\_\_ Date: \_\_\_\_\_

Complete: ☐

Class: \_\_\_\_\_

1

Add the parts to prove our answer is correct.

Use any addition strategy.

SHOW YOUR WORK

$$147 + 387 = \underline{\hspace{2cm}}$$



2

Solve  $637 - 253$  using disks and the subtraction algorithm.

SHOW YOUR WORK

hundreds

tens

ones

637

– 253

YOUR NUMBER BOND

YOUR ADDITION SENTENCE

EXTRA WORKSPACE





## Lesson 14

G:2 M:5

## EXIT TICKET

Name: \_\_\_\_\_ Date: \_\_\_\_\_

Complete: ☐

Class: \_\_\_\_\_

1. Solve by drawing place value disks on a chart. Then, use addition to check your work.

a.  $375 - 280$

Solve vertically or  
mentally

Check:

b.  $741 - 448$

Solve vertically or  
mentally

Check:





# Lesson 15

G:2 M:5

## EXIT TICKET

Name: \_\_\_\_\_ Date: \_\_\_\_\_

Complete: ☐

Class: \_\_\_\_\_

1. Solve by drawing place value disks on a chart. Then, use addition to check your work.

a.  $583 - 327$

hundreds	tens	ones

Solve vertically or mentally

Check:

b.  $721 - 485$

hundreds	tens	ones

Solve vertically or mentally

Check:





<b>Lesson 16</b> G:2 M:5	Smart Strategies
	<b>ZEARN STUDENT NOTES</b>

Name: \_\_\_\_\_ Date: \_\_\_\_\_

Complete: ☐

Class: \_\_\_\_\_

1

Maya read 15 more pages than Braydon. Braydon read 38 pages.



How many pages did Maya read?



YOUR DRAWING

YOUR NUMBER SENTENCE



YOUR WORD SENTENCE



2

Add the two parts to see if you got the whole.

SHOW YOUR WORK

$$231 + 171 = \underline{\hspace{2cm}}$$

3

Solve  $800 - 463$  by counting on.

SHOW YOUR WORK

EXTRA WORKSPACE



# Lesson 16

G:2 M:5

## EXIT TICKET

Name: \_\_\_\_\_ Date: \_\_\_\_\_

Complete: ☐

Class: \_\_\_\_\_

1. Solve vertically or using mental math. Draw disks on the place value chart and unbundle, if needed.

a.  $604 - 143 =$  \_\_\_\_\_

hundreds	tens	ones

b.  $700 - 568 =$  \_\_\_\_\_

hundreds	tens	ones







**Lesson 17**  
G:2 M:5

**EXIT TICKET**

Name: \_\_\_\_\_ Date: \_\_\_\_\_

Complete: ☐

Class: \_\_\_\_\_

1. Solve vertically or using mental math. Draw disks on the place value chart and unbundle, if needed.

a.  $600 - 432 =$  \_\_\_\_\_

hundreds	tens	ones

b.  $303 - 254 =$  \_\_\_\_\_

hundreds	tens	ones





**Lesson 18**  
G:2 M:5

**Multiple Zeros**

**ZEARN STUDENT NOTES**

Name: \_\_\_\_\_ Date: \_\_\_\_\_

Complete: ☐

Class: \_\_\_\_\_

1

Shannon has 300 flowers in her garden. 159 flowers are red, and the rest are yellow.



How many yellow flowers does Shannon have?



YOUR DRAWING

YOUR NUMBER SENTENCE



YOUR WORD SENTENCE

Shannon has \_\_\_\_\_  
yellow flowers.



EXTRA WORKSPACE



**Lesson 18**  
G:2 M:5

**EXIT TICKET**

Name: \_\_\_\_\_ Date: \_\_\_\_\_

Complete: ☐

Class: \_\_\_\_\_

1. Choose the best strategy and solve. Explain why you chose that strategy.

a.  $400 - 265$

EXPLANATION

---


---

---

---

---





b. 507 - 198

EXPLANATION

---

---

---

---

---

---

---



<b>Lesson 19</b> G:2 M:5	<b>Sum Different Strategies</b>
	<b>ZEARN STUDENT NOTES</b>

Name: \_\_\_\_\_ Date: \_\_\_\_\_

Complete: ☐

Class: \_\_\_\_\_

- At the beach, Braydon collected 37 fewer seashells than Maya. Maya collected a total of 48 seashells.



How many seashells did Braydon collect?



YOUR DRAWING

YOUR NUMBER SENTENCE



YOUR WORD SENTENCE



2

$180 + 440 = \underline{\hspace{2cm}}$

SHOW YOUR WORK

3

$400 - 236 = \underline{\hspace{2cm}}$

SHOW YOUR WORK





**Lesson 19**  
G:2 M:5

**EXIT TICKET**

Name: \_\_\_\_\_ Date: \_\_\_\_\_

Complete: ☐

Class: \_\_\_\_\_

1. Solve and explain why you chose that strategy.

a.  $400 + 590 =$  \_\_\_\_\_

EXPLANATION

---


---

---

---

---




$$\text{b. } 775 - 497 = \underline{\hspace{2cm}}$$

EXPLANATION

---

---

---

---

---



Lesson 20 G:2 M:5	Strategy Selection
	<b>ZEARN STUDENT NOTES</b>

Name: \_\_\_\_\_ Date: \_\_\_\_\_

Complete: ☐

Class: \_\_\_\_\_

**1**  $499 + 166 = \underline{\hspace{2cm}}$

SHOW YOUR WORK



2

$$546 - 297 = \underline{\hspace{2cm}}$$

SHOW YOUR WORK

EXTRA WORKSPACE



**Lesson 20**  
G:2 M:5

**EXIT TICKET**

Name: \_\_\_\_\_ Date: \_\_\_\_\_

Complete: ☐

Class: \_\_\_\_\_

Solve each problem using two different strategies.

1.  $299 + 156 =$  \_\_\_\_\_

FIRST STRATEGY

a.

SECOND STRATEGY

b.





2.  $547 + \underline{\hspace{2cm}} = 841$

FIRST STRATEGY

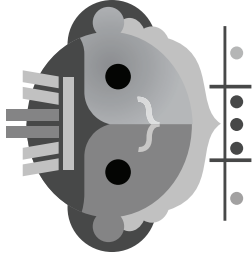
a.

SECOND STRATEGY

b.



**ZEARN**



Congratulations!  
You completed

## Grade 2 Mission 5

Add and Subtract Big Numbers

.....  
Name

.....  
Date



Zearned it!

