


Helping All Students Access Grade-Level Math: Using Zearn with Kiddom South Carolina Math K-5

Zearn is a digital learning platform designed to support all students in building a deep, lasting understanding of grade-level math. This guide shows how Zearn works alongside Kiddom South Carolina Math to help every student succeed.



About Zearn: A Daily, Coherent Companion to Your Core Math Curriculum

Zearn is designed to work alongside your core math curriculum every day — reinforcing key ideas through a research-grounded learning progression. Zearn's digital lessons complement and strengthen what you're already teaching, giving every student more opportunities to explore, persevere, and break through in grade-level math.

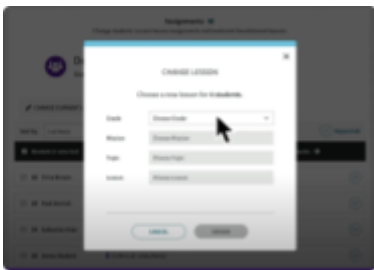
When learning with Zearn, students:

- Develop both procedural fluency and conceptual understanding, strengthening automaticity with math facts while deepening their grasp of key mathematical ideas.
- Engage with math through a Concrete–Representational–Abstract (CRA) progression, moving from objects and visual models to symbols and equations.
- Receive just-in-time, embedded support that helps them work through challenges while maintaining grade-level rigor.

Key Steps to Effective Zearn Usage

Within each grade, Zearn's digital content is organized into units — called Missions. Each Zearn Mission focuses on a related set of core grade-level math ideas, with lessons intentionally sequenced to build and deepen understanding. Students get the most out of Zearn when their Mission is connected to the concepts they are currently studying in class.

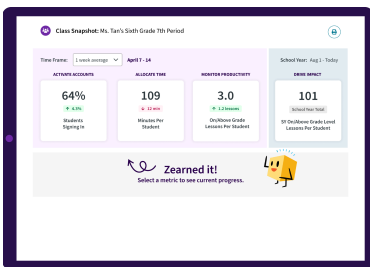
To use Zearn effectively, assign the Mission identified in this guide for your current unit and let students progress through the Mission lesson by lesson, in order, at their own pace. The goal is for students to complete at least three grade-level lessons per week, or 90 over the course of the year. The steps below outline how to put this into practice.



1. At the start of a new unit, assign students to the first lesson of the recommended Mission and let them progress at their own pace — no daily reassignment needed.



2. Set a goal for students to complete three grade-level lessons each week. Protect about 90 minutes of weekly instructional time to make this achievable.



3. Monitor progress during Zearn time and across the week using real-time reports. Use the data to identify students on track to complete three grade-level lessons per week and those who may need additional support.



4. Support and celebrate students by recognizing progress toward weekly goals and providing additional support to help every student continue moving forward.

Kindergarten Learning progression

This table shows the recommended Zearn Mission for each Kiddom South Carolina Math Unit. Use it each time you begin a new Topic to determine which Mission to assign.

Assign students to the first lesson of the recommended Mission and allow them to progress at their own pace. Because assignments are made at the Mission level, all students stay focused on the same grade-level concepts, even as they move through lessons at different speeds. When your class begins a new Unit, assign the next recommended Mission to all students, even if some have not finished their current Mission. Each Mission includes built-in supports that give every student access to new content while staying connected to grade-level learning.

Kiddom South Carolina Math	Zearn Math Supporting Digital Content
Unit 1: Math in Our World (18 lessons)	Mission 1: Numbers to 10 (30 lessons)
Unit 2: Numbers 1-10 (24 lessons)	Mission 3: Comparison of Length, Weight, Capacity, and Numbers to 10 (25 lessons)
Unit 3: Flat Shapes All around Us (15 lessons)	Mission 2: Two-Dimensional and Three-Dimensional Shapes (8 lessons)
Unit 4: Understanding Addition and Subtraction (16 lessons)	Mission 4: Number Pairs, Addition and Subtraction to 10 (33 lessons)
Unit 5: Composing and Decomposing Numbers to 10 (15 lessons)	<i>Note: When you begin teaching Kiddom Math Unit 5, students should continue working through Zearn Mission 4.</i>
Unit 6: Numbers 0-20 (11 lessons)	Mission 5: Numbers 10-20 and Counting to 100 (19 lessons)
Unit 7: Solid Shapes All around Us (14 lessons)	Mission 6: Analyzing, Comparing, and Composing Shapes (6 lessons)

Kiddom South Carolina Math**Zearn Math Supporting Digital Content****Unit 8: Putting It All Together**
(22 lessons)

Note: This is a great time for students to revisit and complete any unfinished digital lessons. To support this, consider giving students open access to all grade level lessons. Learn how to set this up [here](#).

Grade 1 Learning progression

This table shows the recommended Zearn Mission for each Kiddom South Carolina Math Unit. Use it each time you begin a new Topic to determine which Mission to assign.

Assign students to the first lesson of the recommended Mission and allow them to progress at their own pace. Because assignments are made at the Mission level, all students stay focused on the same grade-level concepts, even as they move through lessons at different speeds. When your class begins a new Unit, assign the next recommended Mission to all students, even if some have not finished their current Mission. Each Mission includes built-in supports that give every student access to new content while staying connected to grade-level learning.

Kiddom South Carolina Math	Zearn Math Supporting Digital Content
Unit 1: Adding, Subtracting and Working with Data (17 lessons)	Mission 1: Add and Subtract Small Numbers (32 lessons)
Unit 2: Addition and Subtraction Story Problems (20 lessons)	<i>Note: When you begin teaching Kiddom Math Unit 2, students should continue working through Zearn Mission 1.</i>
Unit 3: Adding and Subtracting within 20 (28 lessons)	Mission 2: Meet Place Value (23 lessons)
Unit 4: Numbers to 99 (23 lessons)	Mission 4: Add and Subtract Big Numbers (23 lessons)
Unit 5: Adding within 100 (11 lessons)	Mission 6: Add and Subtract to 100 (18 lessons)
Unit 6: Length Measurements within 120 Units (16 lessons)	Mission 3: Measure Length (10 lessons)
Unit 7: Geometry and Time (20 lessons)	Mission 5: Work with Shapes (13 lessons)
Unit 8: Putting It All Together (10 lessons)	<i>Note: This is a great time for students to revisit and complete any unfinished digital lessons. To support this,</i>

Kiddom South Carolina Math

Zearn Math Supporting Digital Content

consider giving students open access to all grade level lessons. Learn how to set this up [here](#).

Grade 2 Learning progression

This table shows the recommended Zearn Mission for each Kiddom South Carolina Math Unit. Use it each time you begin a new Topic to determine which Mission to assign.

Assign students to the first lesson of the recommended Mission and allow them to progress at their own pace. Because assignments are made at the Mission level, all students stay focused on the same grade-level concepts, even as they move through lessons at different speeds. When your class begins a new Unit, assign the next recommended Mission to all students, even if some have not finished their current Mission. Each Mission includes built-in supports that give every student access to new content while staying connected to grade-level learning.

Kiddom South Carolina Math	Zearn Math Supporting Digital Content
Unit 1: Adding, Subtracting and Working with Data (19 lessons)	Mission 1: Add and Subtract Friendly Numbers (8 lessons)
Unit 2: Adding and Subtracting within 100 (21 lessons)	Mission 2: Explore Length (10 lessons)
Unit 3: Measuring Length (11 lessons)	Mission 3: Counting and Place Value (19 lessons)
Unit 4: Addition and Subtraction on the Number Line (15 lessons)	Mission 4: Add, Subtract, and Solve (29 lessons)
Unit 5: Numbers to 1,000 (15 lessons)	<i>Note: When you begin teaching Kiddom Math Unit 5, students should continue working through Zearn Mission 4.</i>
Unit 6: Geometry, Time, and Money (23 lessons)	Mission 8: Shapes, Time, and Fractions (12 lessons)
Unit 7: Adding and Subtracting within 1,000 (12 lessons)	Mission 5: Add and Subtract Big Numbers (20 lessons)
Unit 8: Equal Groups (14 lessons)	Mission 6: Equal Groups (16 lessons)

Kiddom South Carolina Math

Zearn Math Supporting Digital Content

Unit 9: Putting It All Together
(15 lessons)

Mission 7: Length, Money, and Data
(19 lessons)

Grade 3 Learning progression

This table shows the recommended Zearn Mission for each Kiddom South Carolina Math Unit. Use it each time you begin a new Topic to determine which Mission to assign.

Assign students to the first lesson of the recommended Mission and allow them to progress at their own pace. Because assignments are made at the Mission level, all students stay focused on the same grade-level concepts, even as they move through lessons at different speeds. When your class begins a new Unit, assign the next recommended Mission to all students, even if some have not finished their current Mission. Each Mission includes built-in supports that give every student access to new content while staying connected to grade-level learning.

Kiddom South Carolina Math	Zearn Math Supporting Digital Content
Unit 1: Introducing Multiplication (21 lessons)	Mission 1: Multiply and Divide Friendly Numbers (21 lessons)
Unit 2: Area, Multiplication, and Division (24 lessons)	Mission 4: Find the Area (16 lessons)
Unit 3: Addition and Subtraction within 1,000 (22 lessons)	Mission 2: Measure It (21 lessons)
Unit 4: Rounding and Solving Problems within 1,000 (9 lessons)	Mission 3: Multiply and Divide Tricky Numbers (21 lessons)
Unit 5: Fractions as Numbers (18 lessons)	Mission 5: Fractions as Numbers (29 lessons)
Unit 6: Measuring Length, Time, Liquid Volume, and Weight (18 lessons)	Mission 6: Display Data (9 lessons)
Unit 7: Two-Dimensional Shapes and Perimeter (14 lessons)	Mission 7: Shapes and Measurement (19 lessons)
Unit 8: Putting It All Together (14 lessons)	<i>Note: This is a great time for students to revisit and complete any unfinished digital lessons. To support this,</i>

Kiddom South Carolina Math

Zearn Math Supporting Digital Content

consider giving students open access to all grade level lessons. Learn how to set this up [here](#).

Grade 4 Learning progression

This table shows the recommended Zearn Mission for each Kiddom South Carolina Math Unit. Use it each time you begin a new Topic to determine which Mission to assign.

Assign students to the first lesson of the recommended Mission and allow them to progress at their own pace. Because assignments are made at the Mission level, all students stay focused on the same grade-level concepts, even as they move through lessons at different speeds. When your class begins a new Unit, assign the next recommended Mission to all students, even if some have not finished their current Mission. Each Mission includes built-in supports that give every student access to new content while staying connected to grade-level learning.

Kiddom South Carolina Math	Zearn Math Supporting Digital Content
Unit 1: Factors and Multiples (15 lessons)	Mission 5: Equivalent Fractions (38 lessons) Mission 6: Decimal Fractions (15 lessons)
Unit 2: Fraction Equivalence and Comparison (20 lessons)	<i>Note: When you begin teaching Kiddom Math Unit 2, students should continue working through Zearn Missions 5 and 6.</i>
Unit 3: Extending Operations to Fractions (26 lessons)	<i>Note: When you begin teaching Kiddom Math Unit 3, students should continue working through Zearn Missions 5 and 6.</i>
Unit 4: From Hundredths to Hundred-Thousands (18 lessons)	Mission 1: Add, Subtract, and Round (18 lessons)
Unit 5: Multiplicative Comparison and Measurement (23 lessons)	Mission 2: Measure and Solve (5 lessons) Mission 7: Multiply and Measure (12 lessons)
Unit 6: Multiplying and Dividing Multi-digit Numbers (27 lessons)	Mission 3: Multiply and Divide Big Numbers (34 lessons)
Unit 7: Properties of Two-dimensional Shapes (9 lessons)	Mission 4: Construct Lines, Angles, and Shapes (14 lessons)

Kiddom South Carolina Math

Zearn Math Supporting Digital Content

Unit 8: Putting It All Together
(12 lessons)

Note: This is a great time for students to revisit and complete any unfinished digital lessons. To support this, consider giving students open access to all grade level lessons. Learn how to set this up [here](#).

Grade 5 Learning progression

This table shows the recommended Zearn Mission for each Kiddom South Carolina Math Unit. Use it each time you begin a new Topic to determine which Mission to assign.

Assign students to the first lesson of the recommended Mission and allow them to progress at their own pace. Because assignments are made at the Mission level, all students stay focused on the same grade-level concepts, even as they move through lessons at different speeds. When your class begins a new Unit, assign the next recommended Mission to all students, even if some have not finished their current Mission. Each Mission includes built-in supports that give every student access to new content while staying connected to grade-level learning.

Kiddom South Carolina Math	Zearn Math Supporting Digital Content
Unit 1: Area, Volume, Graphs (12 lessons)	Mission 3: Add and Subtract Fractions (16 lessons)
Unit 2: Fractions as Quotients and Fraction Multiplication (21 lessons)	Mission 4: Multiply and Divide Fractions and Decimals (32 lessons)
Unit 3: Multiplying and Dividing Fractions (17 lessons)	<i>Note: When you begin teaching Kiddom Math Unit 3, students should continue working through Zearn Mission 4.</i>
Unit 4: Wrapping Up Multiplication and Division with Multi-digit Numbers (20 lessons)	Mission 2: Base Ten Operations (29 lessons)
Unit 5: Place Value Patterns and Decimal Operations (26 lessons)	Mission 1: Place Value with Decimal Fractions (16 lessons)
Unit 6: More Decimal and Fraction Operations (27 lessons)	Mission 5: Volume, Area, and Shapes (19 lessons)
Unit 7: Shapes on the Coordinate Plane (10 lessons)	Mission 6: The Coordinate Plane (24 lessons)

Kiddom South Carolina Math**Zearn Math Supporting Digital Content****Unit 8: Putting It All Together**
(18 lessons)

Note: This is a great time for students to revisit and complete any unfinished digital lessons. To support this, consider giving students open access to all grade level lessons. Learn how to set this up [here](#).